

# SIMU202 MULTI-AXIS GYRO MODULE

## ButterflyGyro™

### Features

- Miniature package
- Excellent performance in vibration and shock
- Excellent environmental robustness
- 1, 2 or 3 axes capability
- Electronically calibrated axis alignment
- Plug & play high-level RS422 interface
- 24 bit resolution
- Single-crystal silicon technology
- Low bias drift
- Low noise
- Fully configurable device (output unit, sampling frequency, LP filter frequency, RS422 bit rate, line termination ON/OFF)



(Actual size)

### Description

SIMU202 is a cluster of 1, 2 or 3 high accurate MEMS-based gyros in a miniature package. Each axis is factory calibrated for bias and sensitivity, and compensated for temperature effects to provide high-accuracy measurements.

For many applications the excellent performance of SIMU202 will replace FOG's and improve the system solution in respect to robustness, reliability, size/weight, power and cost. This is accomplished by combining the well proven Sensoror ButterflyGyro™ with fully digital operation.

Perfect tuning of excitation and detection frequency, as well as perfect balancing dual masses, result in very low sensitivity to vibration and shock. To enable use on weapon platforms, or in similar extreme environments, the SIMU202 provides a vibration isolated internal assembly to avoid rectification errors.

The unit runs off a single +5V supply and communicates via a "plug & play" high-level RS422 interface. The use of a 32-bit RISC ARM microcontroller provides flexibility in configuration, like choices of output unit, sampling frequency, LP filter –3dB frequency, RS422 bit rate, and line termination ON/OFF. In addition a diagnosis function is provided, and a status byte will flag any detected errors in the system.

For more advanced users, SIMU202 may be put in Service Mode. In this mode all the configuration parameters can be intermediately or permanently changed by overwriting current settings in flash memory. Service mode also provides the ability to perform single measurements, diagnostics, and obtain a higher detail of the status byte.

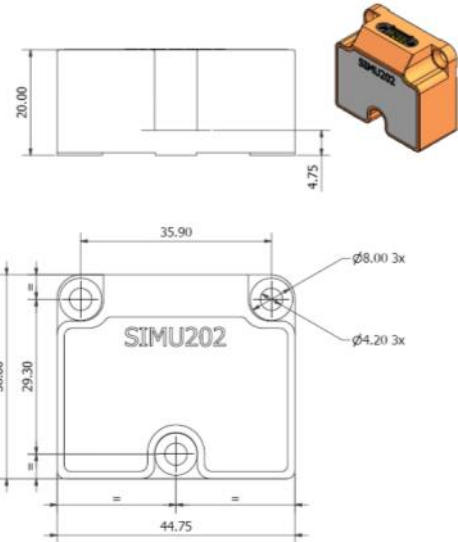
Evaluation kits are available, supporting all measurements, all configurations in Service Mode. The evaluation kit also has a rate and increment angle demonstration.

**SPECIFICATIONS**

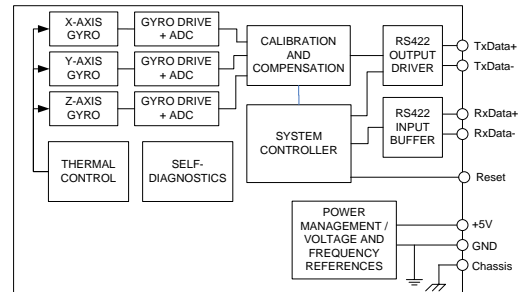
Parameter	Min	Nom	Max	Unit
Weight		55		g
Input range		± 400		°/s
Resolution		24		bit
Operating temperature	- 40		85	°C
Power supply	4.5	5.0	5.5	V
Supply current		200		mA
Start-up time			10	s
Sampling frequency			1000	SPS
Storage temperature	- 50		90	°C
Dynamic overload			5000	°/s
Mechanical shock			1500	g
Bias accuracy	- 250	0	250	°/h
In-run bias stability		0.5		°/h
Angular random walk		0.2		°/√h
Bandwidth (-3dB)			262	Hz
Non-linearity (BSL over +/- 200 °/s)			200	ppm
Scale Factor accuracy		± 0.2		%
Bias temperature accuracy (1σ)		± 30		°/h rms
G sensitivity			18	°/h/g
RS422 bit rate			921600	bit/s
Input resistance (termination ON)		120		Ω
Input resistance (termination OFF)		125		Ω
<b>RESET PIN (NRST)</b>				
Logic levels	CMOS and TTL compatible			
Minimum hold time for reset	5			ms

**MECHANICAL DIMENSIONS**

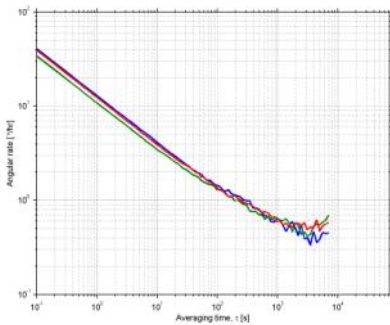
All dimensions in mm.



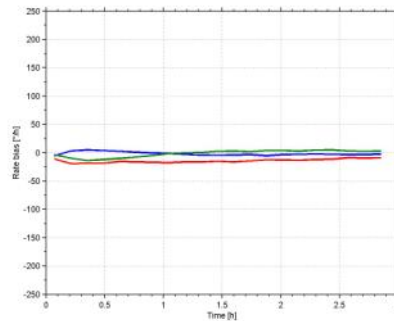
**FUNCTIONAL BLOCK DIAGRAM**



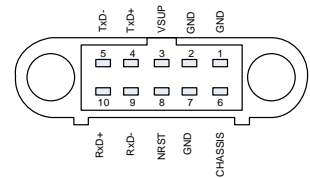
**ALLAN VARIANCE**



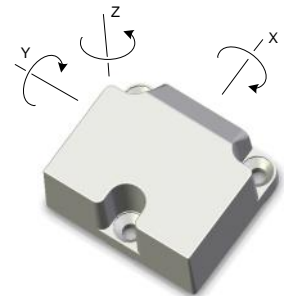
**BIAS STABILITY**



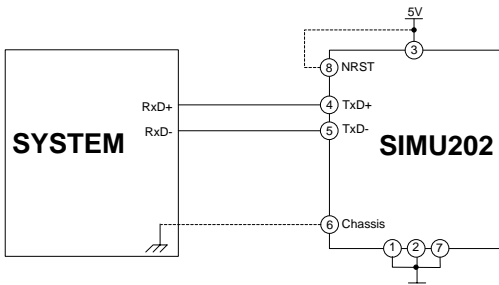
**PIN OUT**



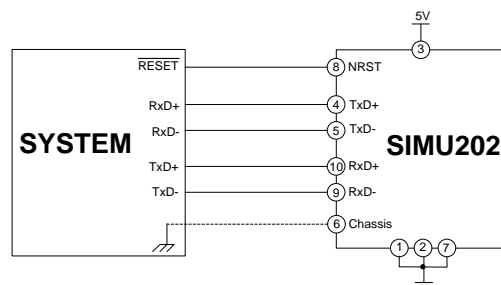
**AXIS DEFINITIONS**



**ELECTRICAL CONNECTIONS**



TRANSMIT ONLY



FULL FUNCTION

**CONTACT INFORMATION**

Sensoror Technologies AS  
 Phone: +47 3303 5000 - Fax: +47 3303 5005  
 sales@sensoror.no www.sensoror.com

Information furnished by Sensoror Technologies is believed to be accurate and reliable. However, no responsibility is assumed by Sensoror Technologies for its use, nor for any infringements of patents or other rights of third parties that may result from its use. Sensoror Technologies reserves the right to make changes without further notice to any products herein. Sensoror Technologies makes no warranty, representation or guarantee regarding the suitability of its products for any particular purpose, nor does Sensoror Technologies assume any liability arising out of the application or use of any product or circuit, and specifically disclaims any and all liability, including without limitation consequential or incidental damages. No license is granted by implication or otherwise under any patent or patent rights of Sensoror Technologies. Trademarks and registered trademarks are the property of their respective owners. Sensoror Technologies products are not intended for any application in which the failure of the Sensoror Technologies product could create a situation where personal injury or death may occur. Should Buyer purchase or use Sensoror Technologies products for any such unintended or unauthorized application, Buyer shall indemnify and hold Sensoror Technologies and its officers, employees, subsidiaries, affiliates, and distributors harmless against all claims, costs, damages, and expenses, and reasonable legal fees arising out of, directly or indirectly, any claim of personal injury or death associated with such unintended or unauthorized use, even if such claim alleges that Sensoror Technologies was negligent regarding the design or manufacture of the part.